

KURIN
クリーン

Let's start
your modern day
home care &
cleaning routine.



Kurin Water is a
multipurpose cleaner
with zero harmful chemicals!

It's a versatile and effective cleaning product that can be used for a variety of purposes. It is non-toxic, biodegradable, and safe for use around children and pets.

KURIN IS MADE OF

99.98% water ionized
and 0.02% food-grade
potassium carbonate.

Kurin has a pH level of 12-13. This makes it a very effective cleaner, as it can break down dirt, grease, and bacteria. While still making it non-corrosive and safe to touch even with bare hands!




HOW DOES KURIN WORK?

Kurin water works by a combination of factors, including its high pH level, its small water molecules, and its negative ions.

The high pH level of Kurin water (12-13) makes it alkaline, which is corrosive to dirt, grease, and bacteria.

This means that Kurin water can break down these substances more easily than water with a neutral pH (7).





The small water molecules in Kurin water (0.5 nanometers) are able to penetrate dirt and grime more easily than larger water molecules.

This allows Kurin water to reach and break down dirt that is trapped in hard-to-reach places.



The negative ions in Kurin water help to attract and bind to dirt and bacteria. This makes it easier for Kurin to remove these substances from surfaces.

In addition to these factors, Kurin water also has some other properties that make it an effective cleaner. It is also odorless and colorless, so it does not leave any residue behind.





WAYS TO USE KURIN



Clean



Sanitize



Degrease



Deodorize



Disinfect

WAYS TO USE KURIN


Clean

You can use Kurin for general cleaning purposes, like cleaning countertops, floors, toys, vanity items, gadgets, and appliances, as well as removing stains from surfaces. You can also use Kurin to clean your produce.

HOW TO CLEAN WITH KURIN



Spray Kurin water directly onto the surface you want to clean. You can use a spray bottle or a sponge to apply the Kurin water.



Wait. Let the Kurin water sit for 1-2 minutes. This will give the Kurin water time to work its magic and break down the dirt, grease, and bacteria on the surface.



Wipe the surface with a clean cloth or sponge. The dirt and grime should wipe away easily.

If the surface is still dirty, you can repeat the process. You may also need to scrub the surface with a brush if it is particularly dirty.

WAYS TO USE KURIN


Degrease

Kurin is a great way to degrease surfaces. It is effective at breaking down grease and oil.

HOW TO DEGREASE WITH KURIN



Spray Kurin water directly onto the greasy surface. You can use a spray bottle or a sponge to apply the Kurin water.



Wait. Let the Kurin water sit for 1-2 minutes. This will give the Kurin water time to work its magic and break down the grease and oil.



Wipe the surface with a clean cloth or sponge. The grease and oil should wipe away easily.

If the surface is still greasy, you can repeat the process. You may also need to scrub the surface with a brush if it is particularly greasy.

WAYS TO USE KURIN


Deodorize

Kurin is a great way to deodorize surfaces. It is effective at removing unwanted odors.

HOW TO DEODORIZE WITH KURIN



Spray Kurin water directly onto the surface with the odor. You can use a spray bottle or a sponge to apply the Kurin water.




Wait. Let the Kurin water sit for 1-2 minutes. This will give the Kurin water time to work its magic and break down the odor molecules.



Wipe the surface with a clean cloth or sponge. The odor should dissipate.

If the odor is still there, you can repeat the process. You may also need to scrub the surface with a brush if it is particularly smelly.

WAYS TO USE KURIN




Sanitize & Disinfect

Kurin can be used to sanitize surfaces. It is effective at killing bacteria, viruses, and mold, and it does not leave behind any harsh chemicals or fragrances.

HOW TO SANITIZE OR DISINFECT WITH KURIN



Spray Kurin water directly onto the surface you want to sanitize. You can use a spray bottle or a sponge to apply the Kurin water.



Wait. To quickly sanitize, let the Kurin water sit for 30 seconds. To disinfect, wait for 1 minute or more. This will give the Kurin water time to work and eliminate the bacteria, viruses, and mold on the surface.



Wipe the surface with a clean cloth or sponge. The surface should be sanitized and disinfected.

It is important to note that Kurin water is not a substitute for medical-grade disinfectants. If you are concerned about the spread of germs or viruses, you should consult with a healthcare professional about the best way to disinfect your surfaces.

Favorite Kurin Uses



**Jewelry & Watch
Cleaning**



**Fruits & Vegetable
Cleaning**



**Degreasing
Stove Tops**



Removing Stains



Glass Cleaning



Cleaning Gadgets



Cleaning Household Appliances



Cleaning Electronic Wires



Removing Sticker Residue



Pet Use



Hand Sanitizing



**Surface Sanitation/
Disinfection**



Make Kurin a habit.



KURIN

hello@kurin.ph — kurin.ph

Instagram, Shopee, Lazada, TikTok:
@kurinwater